



INDUCTION Specification

Description

Tulip Cooking delights in introducing design freedom with **MODULAR INDUCTION**.

Offering the ability to create a custom cooking experience that combines high-performance technology, artistic inspiration with individual expression for every home chef is uniquely available with **Tulip Modular Induction**.

Features

Two Burner Hob Sizes	Two – Four Burner Capacity
High-Gloss Black opaque Glass 4mm (5/16")	C-Edge
Flush or Surface Mount	9 Power Levels
Electronic Slider Touch Control	Lock touch control
Timer on each zone	Autocook function

General Properties and Measurements

Medium Hob	10 5/8 inches /270 mm	2,100 Watts	8.8Lbs
Large Hob	11 3/4 inches /300mm	3,000 Watts	8.8 Lbs
Oval Touch	8 3/4 X 5 1/2 inches		2.2 Lbs
Generator	10.24" h/ 260 mm x 1.9" d/50 mm		6.6 Lbs
Electric Requirement	220V/30-40 AMP		
Wire (touch control to power)	27"		
Minimum Counter thickness	.31" /8mm		
Induction Ready Cookware required			



Additional Information

The Tulip Cooking induction system is modular, meaning there is no fixed design pattern

Placement and Fabrication Recommendations

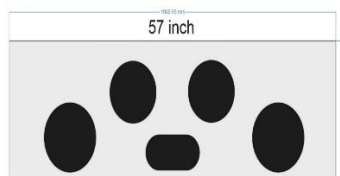
- It is important to maintain a **minimum of 2.75 inches (7 cm)** between each burner and between the burner and the back wall.
- To explore layout options, we recommend cutting pieces of craft paper or cardboard to the size of each hob. This provides a helpful visual guide before cutting your countertop.
- Request the fabricator smooth cutouts for best installation
- Recommended silicone is Loctite Waterproof (available clear or black)

Touch-Pad Installation

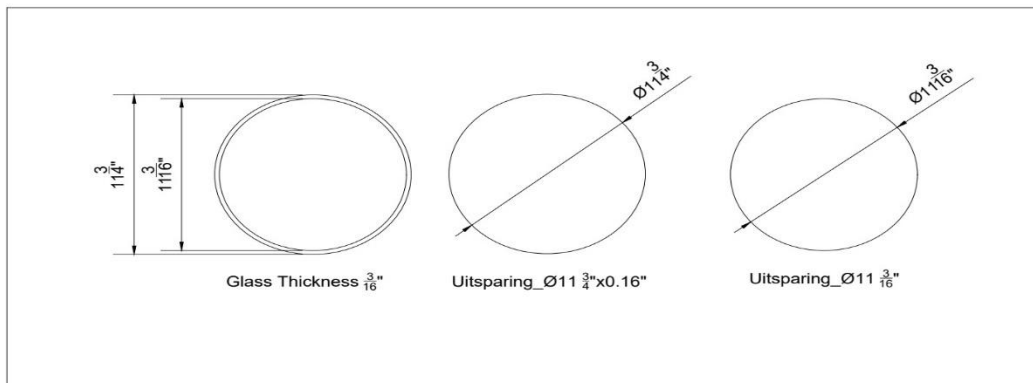
- The **touch-pad** can be installed **up to 27 inches** from the **power box**.
- Suggested locations include countertop, a return wall, above a drawer, or within the backsplash.

Electrical Requirements

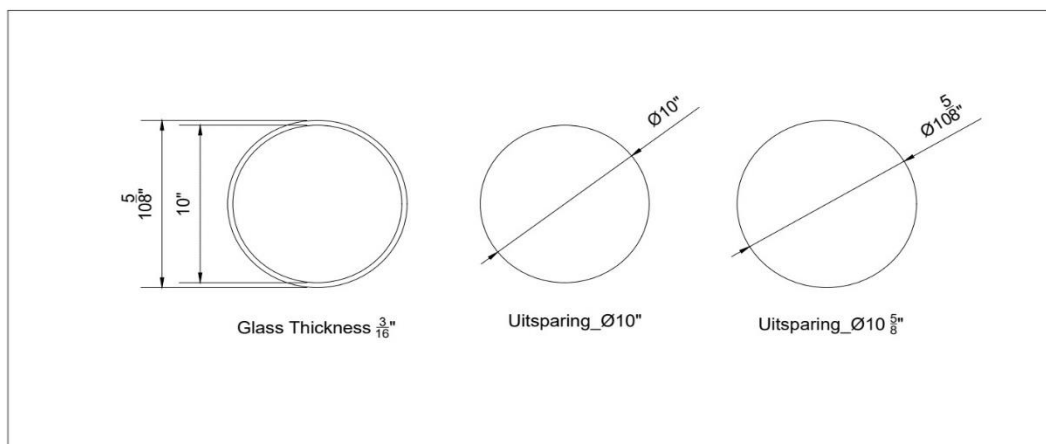
- **220V / 30 AMP** dedicated service is required (it is important that your power remains at 210V or higher for proper burner functioning).



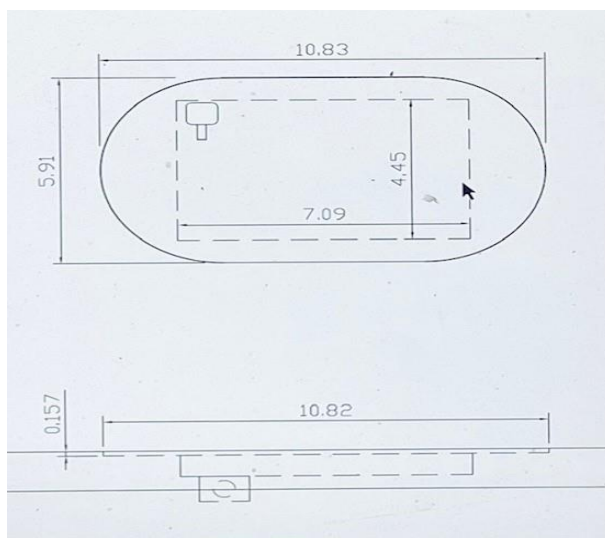
4 burner 'drum set' layout option



Large Hob



Medium Hob



Touch Control



SKU Information

Denali (2 burner)

2 Large	TI2B2L0M
2 Medium	TI2B0L2M
1 Large/ 1 Medium	TI2B1L1M



Rainer (3 burner)

2 Large/1 Medium	TI3B2L1M
1 Large/ 2 Medium	TI3B1L2M
3 Medium	TI3B0L3M



Rushmore (4 burner)

2 Large/2 Medium	TI4B2L2M
1 Large/ 3 Medium	TI4B1L3M
4 Medium	TI4B0L4M

